



### District Report Card: 2017


<b>State:</b> Tamil Nadu	<b>District:</b> Dindigul
<b>Class:</b> 8	<b>Subject:</b> Language
<b>Schools:</b> 50	<b>Students:</b> 1138


### Participation/Coverage


#### Students

 GENDER	Boys		Girls	
	Number	%	Number	%
	628	55.18	510	44.82

 AREA	Rural		Urban	
	Number	%	Number	%
	728	63.97	410	36.03

 CATEGORY	SC		ST		OBC		GEN	
	Number	%	Number	%	Number	%	Number	%
	382	33.57	18	1.58	726	63.80	12	1.05

 CWSN	LD	VI	HI	S&LD	ID	Oth
	1	2	1	0	1	14

 Management	Government		Government-aided	
	Number	%	Number	%
	518	45.52	620	54.48

### Average Performance of Students in Language (%)

Overall	Gender		Area		Management		Social Group			
	Male	Female	Rural	Urban	Govt.	Aided	SC	ST	OBC	GEN
58.41	55.77	61.65	56.60	61.61	54.18	61.94	58.78	51.11	58.56	48.33

### Performance on Learning Outcomes (LOs)

Learning Outcomes	Description	Average Performance(%)
L813	Read textual/non-textual materials with comprehension and identifies the details, characters, main idea and sequence of ideas and events while reading	58.41

Range of Performance of Students who Answered Correctly							
Below 30%		30% - 50%		50% - 75%		Above 75%	
Number	%	Number	%	Number	%	Number	%
133	11.69	269	23.64	478	42.00	258	22.67

### Lowest Performing Learning Outcomes (LOs)

1 - Read textual/non-textual materials with comprehension and identifies the details, characters, main idea and sequence of ideas and events while reading (58.41)